

2008 On a Page



Janet's
Plan-its™

AR	Aries
TA	Taurus
GE	Gemini
CN	Cancer
LE	Leo
VI	Virgo
LI	Libra
SC	Scorpio
SG	Sagittarius
CP	Capricorn
AQ	Aquarius
PI	Pisces

RETROGRADE MOTION

As we spin, the zodiac belt and the planets appear to move east to west daily. But over time, the planets move through the signs west to east, taking 2-3 days per sign for the Moon and over a decade for Pluto! The planets (other than the Sun and Moon) appear to stop and reverse direction (an optical illusion called "Retrograde"), then stop again and resume forward (Direct) motion again. Matters associated with a planet are more difficult during the Retrograde, and are more intense for a few days around the stopping points ("stations").

Planets move through the Retrograde range 3 times: first forward (the entry "shadow") [shaded], then Retrograde [black], and forward again (the exit "shadow") [shaded]. Related events may occur during these 3 phases. We don't feel shadows much, but we feel the station degrees where they begin and end. We really notice Retrogrades of Mercury since it's linked to mix-ups in all forms of communication and local transportation. Anything begun then (or in the entry shadow) is subject to mistakes or revisions. A safer time for contracts, major decisions or beginning new activities is when Mercury is not Retrograde or in a shadow.

Looking at the Retrograde chart, you can see there is always at least one planet in Retrograde motion and often more than one. The periods of "least resistance" (with only one planet Retrograde) are: 2/19-4/1 and 5/3-5/8. Times with just two Retrograde planets are: 1/1-1/27, 1/31-2/18 and 4/2-5/2. The highest number of heavenly bodies Retrograde at once in 2008 is five: 5/27-6/19 and 6/26-9/7. Progress is most impeded during these periods.



MOON GROOVES


























The degree of New and Full Moons repeats for a period of about six months, moving through consecutive signs. (I coined the term "moon groove" for this phenomenon.) For the next six months or so, the degree of each New and Full Moon decreases one or two degrees each month until another "groove" ensues. This pattern doesn't conform to a calendar year, so you only can see part of it in the 2008 list. New Moons occur at about 17° of signs from October 2007 through April 2008. Full Moons occur at about 2° of the signs from October 2007 to March 2008. Their degrees descend until another "groove" begins. New Moons occur at about 6° from September 2008 and Full Moons at about 21° from October 2008, lasting through March 2009.

If you have a planet in your birth chart at a "moon groove" degree, it receives extra attention during the months of the "groove." If its degree is accentuated by New Moons, you're urged to take new action in the area of your life represented by that planet. If Full Moons emphasize your natal planet, matters culminate in a big way over several months regarding the affairs of that planet. In interpreting the effects, consider your birth planet's sign, house and aspects. If a New or Full Moon falls on your birthday, that's always important. If it's part of a "moon groove," the emphasis is likely to precede your birthday if the "moon groove" begins before your birthday.

Janet's Plan-its Celestial Planner

Take advantage of timely opportunities and avoid the pitfalls of challenging periods with the only easy-to-use astrology calendar of its kind being produced today!

● New Moon ○ Full Moon **Ecl** Eclipse **B** Shadow begins **R** Retrograde **D** Direct **E** Shadow ends

	MERCURY	MARS	CERES	JUPITER	SATURN	CHIRON	URANUS	NEPTUNE	PLUTO	MOON PHASES
		R 11/15/07 12°27' CN	D 12/28/07 9°41' TA		R 12/19/07, 8°34' VI	D 10/19/07 10°28' AQ	D 11/24/07 14°46' PI	D 10/31/07, 19°15' AQ	B 12/14/07, 28°30' SG	
January	B 1/13, 8°19' AQ R 1/28, 23°53' AQ	D 1/30, 24°6' GE								New 1/8, 17°33' CP  Full 1/22, 1°54' LE 
February	D 2/18, 8°19' AQ			B 2/13, 12°32' CP		E 2/3, 15°41' AQ B 2/7, 16°3' AQ		B 2/4, 21°28' AQ (next R shadow) E 2/19, 22°2' AQ		New 2/6, 17°44' AQ Ecl  Full 2/20, 1°53' VI Ecl 
March	E 3/10, 23°53' AQ		E 3/11, 23°56' TA				E 3/9, 18°42' PI B 3/10, 18°44' PI	(prior R shadow)		New 3/7, 17°31' PI  Full 3/21, 1°31' LI 
April		E 4/4, 12°27' CN							R 4/2, 1°09' CP	New 4/5, 16°44' AR  Full 4/20, 0°43' SC 
May	B 5/11, 12°59' GE R 5/26, 21°32' GE			R 5/9, 22°22' CP	D 5/2, 1°41' VI		R 5/25, 21°9' AQ	R 5/26, 24°15' AQ		New 5/5, 15°22' TA  Full 5/19, 29°27' SC 
June	D 6/19, 12°59' GE						R 6/26, 22°39' PI			New 6/3, 13°34' GE  Full 6/18, 27°50' SG 
July	E 7/4, 21°32' GE									New 7/2, 11°32' CN  Full 7/18, 26°04' CP 
August					E 8/7, 8°34' VI					New 8/1, 9°32' LE Ecl  Full 8/16, 24°21' AQ Ecl  New 8/30, 7°48' VI 
September	B 9/3, 7°34' LI R 9/24, 22°50' LI			D 9/7, 12°32' CP	B 9/27, 14°55' VI				D 9/8, 28°30' SG	Full 9/15, 22°54' PI  New 9/29, 6°33' LI 
October	D 10/15, 7°34' LI E 10/31, 22°50' LI					D 10/25, 16°3' AQ				Full 10/14, 21°51' AR  New 10/28, 5°54' SC 
November			B 11/4, 0°24' VI				D 11/27, 18°44' PI	D 11/2, 21°28' AQ		Full 11/13, 21°15' TA  New 11/27, 5°49' SG 
December	B 12/26, 21°45' CP R 1/11/09, 7°45' AQ		R 1/12/09, 13°36' VI	E 12/1, 22°22' CP	R 12/31, 21°46' VI D 5/16/09, 14°55' VI	E 2/9/09, 21°9' AQ	E 3/13/09, 22°39' PI	E 2/20/09, 24°15' AQ	(next R shadow) E 12/28, 1°09' CP (prior R shadow)	Full 12/12, 21°02' GE  New 12/27, 6°08' CP 

Positions are listed by degree (°) and minute (') of the zodiac sign. (Each sign is 30°. A minute is 1/60th of a degree, for people who want precision.)

The shadows of Neptune and Pluto can overlap creating a brief double shadow [darker shading]. © 2007 Janet Booth www.janetsplan-its.com